

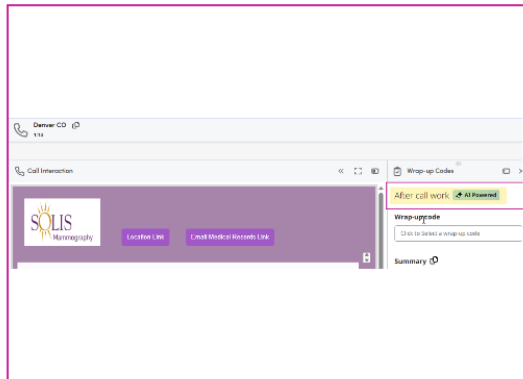
Select a Wrap-Up Code

Last Modified on 01/16/2026 5:16 pm EST

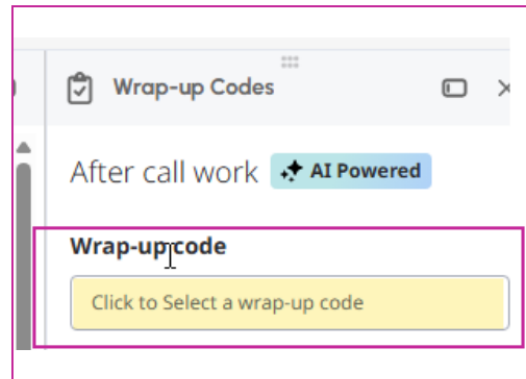


Select a Wrap-Up Code

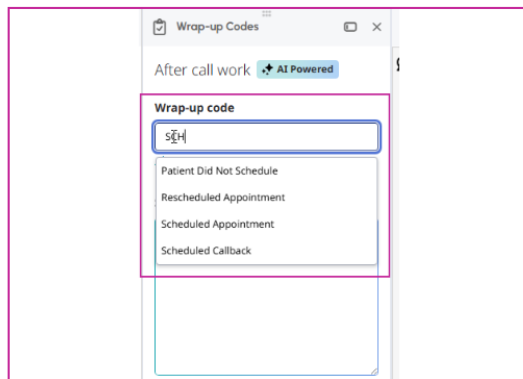
Complete the call and exit "After Call Work (ACW)"



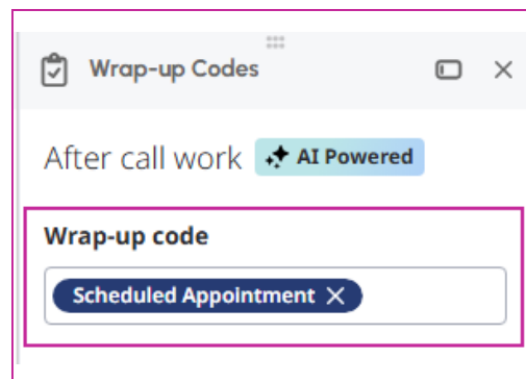
1 **Confirm** the call has ended and "After Call Work" displays.



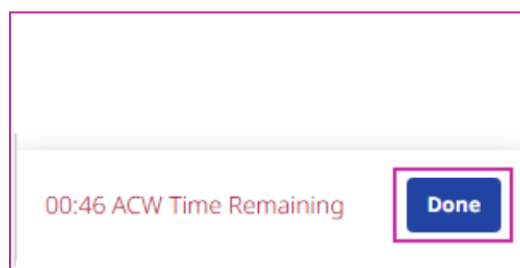
2 **Select** the **Wrap-Up Code** field.



3 **Select** a wrap-up code from the list, or **Type** in the field to search for a specific wrap-up code.



4 **Confirm** the wrap-up code is selected.



5 Select **Done** to complete the interaction.

Important Notes:

- Selecting **Done** completes the interaction.
- ACW should be used sparingly; documentation is expected to be completed during the call when possible.