

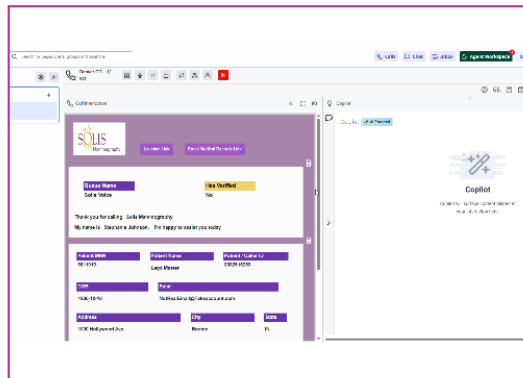
Conference a Call

Last Modified on 01/16/2026 5:16 pm EST

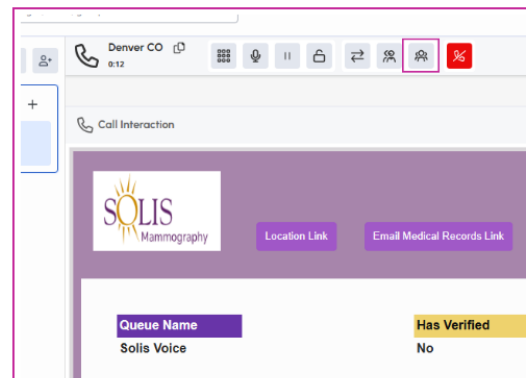


Conference a Call

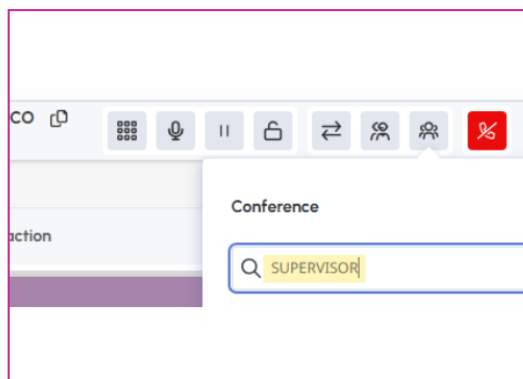
Connect the caller, third party, and yourself on a call



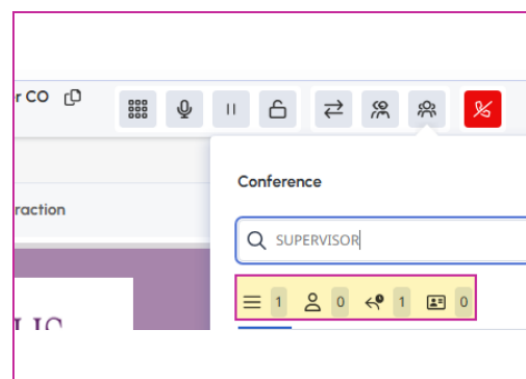
1 Confirm you are on an active call.



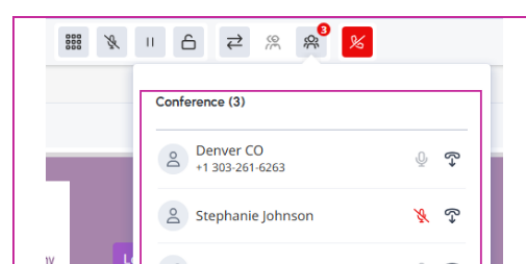
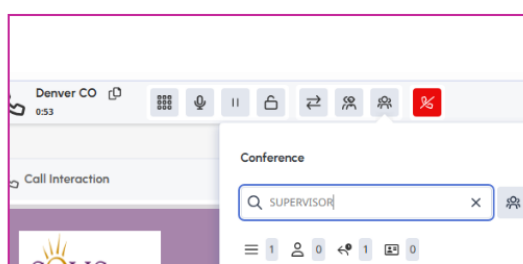
2 Select **Conference** from the call controls.

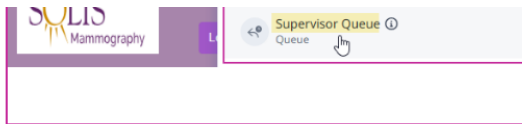


3 Select the search field.
Type the name of the destination.

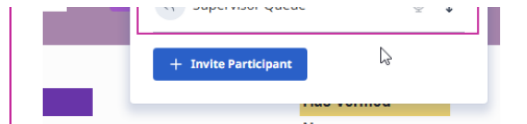


4 Review the available filter options:
- All
- Users
- Queues
- External Contacts





5 **Select** the correct destination from the results list.



6 **Confirm** all parties are connected together once the third party answers.

Important Notes:

- When using **Conference** directly, there is no private conversation before all parties are joined.
- If you need to speak privately with the third party first, use **Consult** instead.
- Conference should be used intentionally, as all participants are joined together immediately.